

INSPECTION & MAINTENANCE SCHEDULE FOR NUTMEG SYSTEMS



All Play Equipment should be maintained in accordance with EN1176 Part 1. The frequency of inspection will vary with the type of equipment or materials used and other factors, e.g. heavy use, levels of vandalism, coastal location, air pollution and age of equipment. Should you require additional information or assistance, please contact our Company office on 01757 703620.

ROUTINE VISUAL INSPECTION – WEEKLY

CHECK FOR: Structural integrity
No loose components and fixings
Excessive wear of moving parts
Missing parts
Sharp edges
Exposed foundations
Ground clearances
Cleanliness
Ground surface finishes

For playground equipment subject to heavy use or vandalism, daily inspection is advised as above.

OPERATIONAL INSPECTION (1 TO 3 MONTHS)

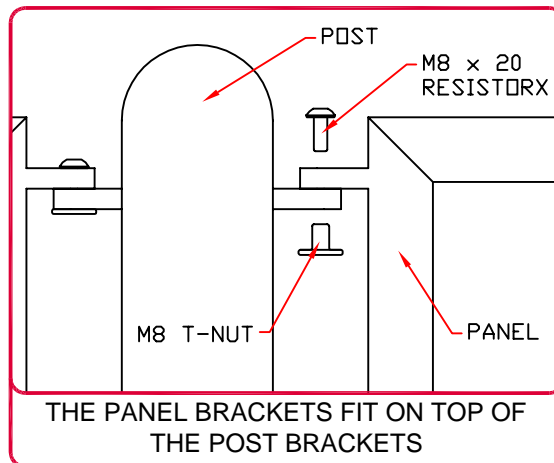
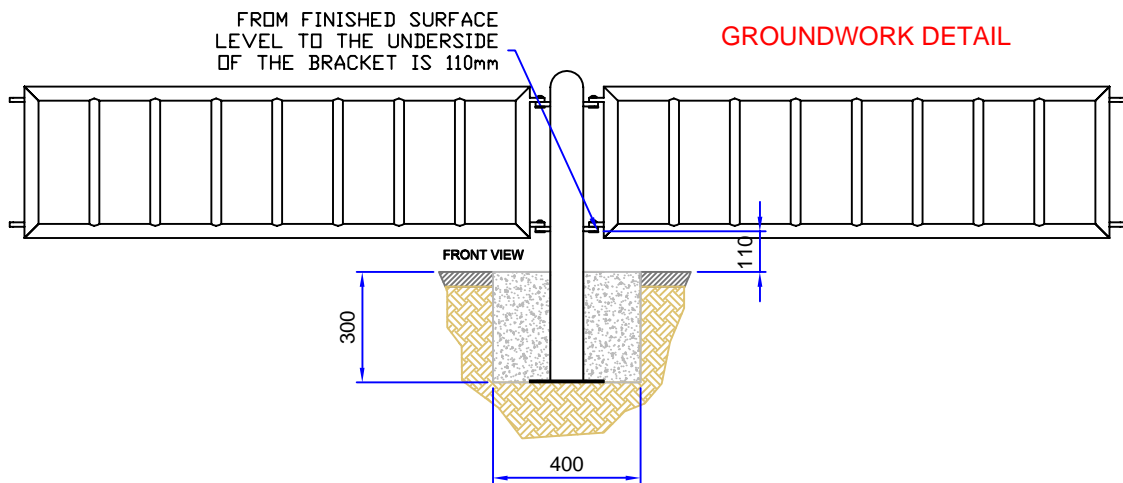
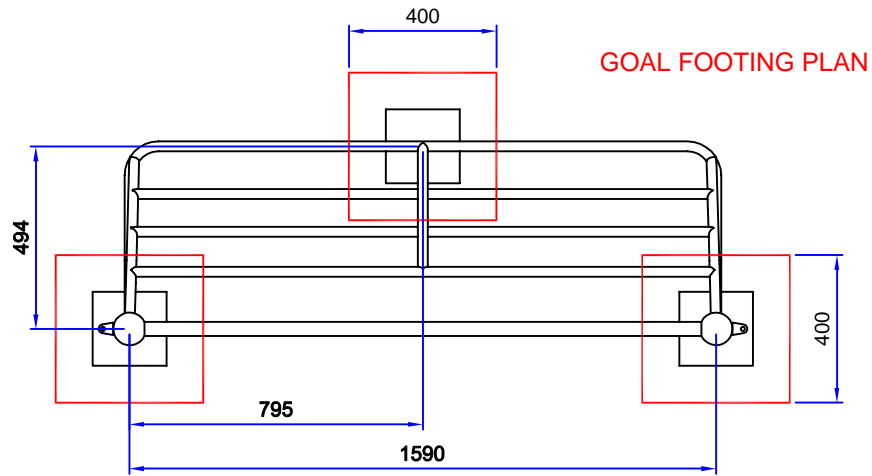
CHECK FOR: All the foregoing
No trip points or obstructions within the falling space
Special attention should be given to 'sealed for life' parts
Check moving components for wear and tear, and lubricate as required
Splintering of Timber Panels and repaint as necessary as per manufacturers instructions.

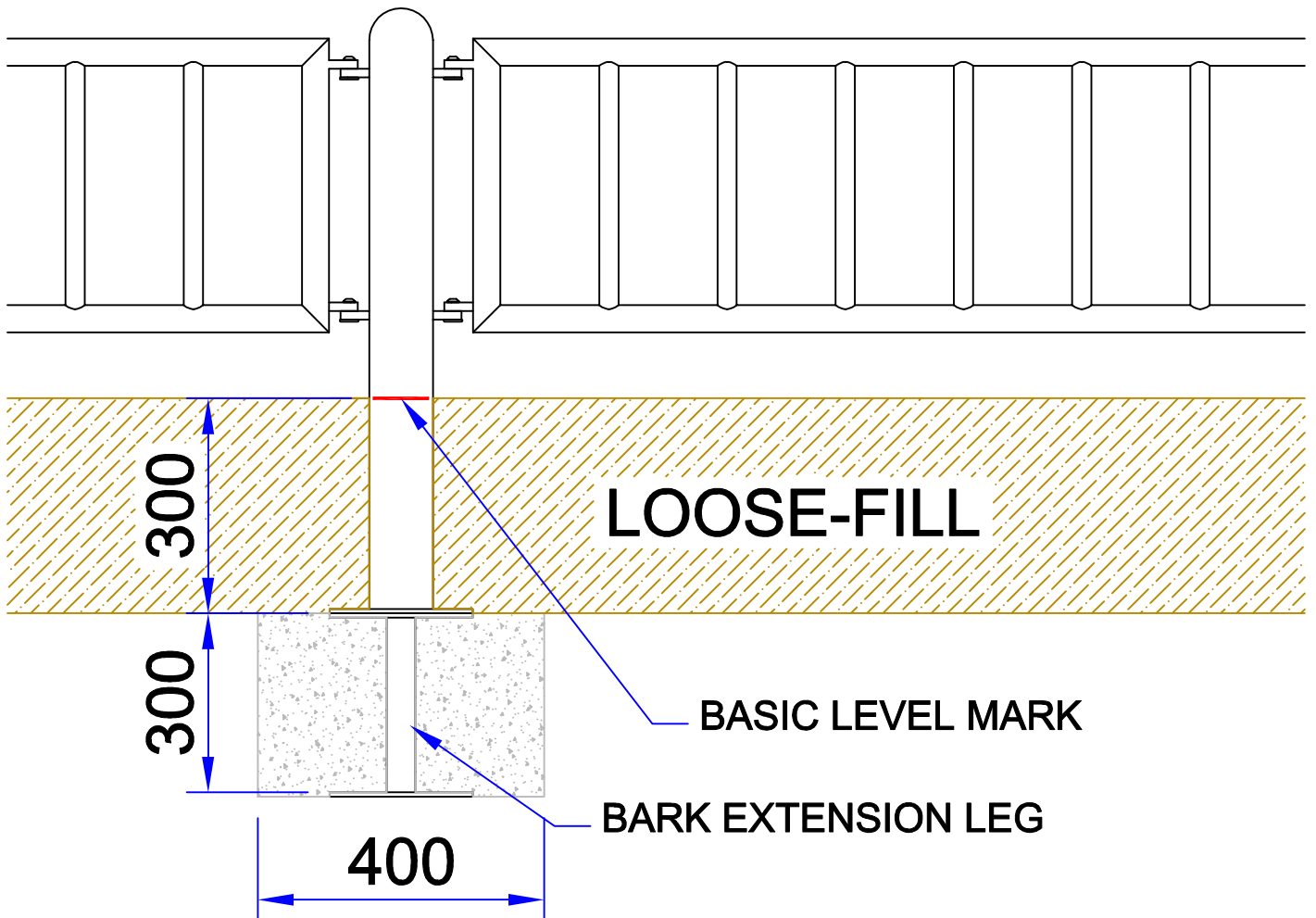
ANNUAL MAIN INSPECTION – Not Exceeding 12 Months

CHECK FOR: All the foregoing
Effects of weather
Rotting or corrosion
A change in the level of safety of the equipment as a result of repairs made, or of added or replaced components.

Please refer to installation instructions for component reference numbers.

**ALL REPLACEMENT PARTS SHALL COMPLY WITH RECORD
PLAYGROUND EQUIPMENT LIMITED SPECIFICATIONS.**





If the installation is with loose fill type surfacing the legs of the system should be marked with a 'Basic Level Mark' to indicate the recommended 'Finished Surface Level' of the surface.

Using masking tape, paint a 10mm wide mark around each leg with paint provided.